

CoC Planning Committee


May 23rd 2019

Agenda


- ▶ Hospitals and Discharge Planning
- ▶ System Performance Measures
- ▶ HUD Submission – Local Competition


Hospitals and Discharge Planning













System Performance Measures



Summary of SPM Data

 Moving in the **right** direction

 Moving in the **wrong** direction

System Performance Measure	2016 Submission	2017 Submission	2018 To be Submitted	
Number of Homeless Persons (Metric 3.2)				
Annual Count	6591	6113	6035	
Point in Time Count	1670	2074	2053	
Length of Stay (Metric 1)				
Average (days)				
Emergency Shelter	64	74	77	
Emergency Shelter & Transitional Housing	110	110	99	
Persons Housed and Retention of Permanent Housing (Metric 7)				
Persons Housed				
Street Outreach	26%	26%	33%	
ES,TH,RRH	49%	35%	43%	
Retention PH				
PH	92%	96%	94%	
Returns to Homelessness (Metric 2)				
Total Returns from PH	21%	19%	23%	
Growth in Income (Metric 4)				
Increase in Employment Income	17%	12%	12%	
Increase in Non Employment Income	7%	19%	19%	
Persons First Time Homeless (within last 2 years) % (Metric 5)	91%	73%	73%	

HUD NOFA 2019

competition

- ▶ Projects submitted to HUD
 - Subcontractors within the projects

sample

17	Renewal	Rapid Rehousing 2	Bundled Project
			Community Initiatives
			Coalition for the Homeless
			Salvation Army
			Community Hope Center
			HSN

CoC Planning Committee 5/23/19

Present:

Angel Jones, Babette Allen, Brian Postlewait, Carla Cox, Carole Mason, Colleen McManus, KC Carbin, Maria Shorkey, Tia Aery, Jina Thalmann, Donna Horton Robinson, Danielle Landal, Racquel McGlashen, Martha Are

I. System Performance Measures

The group reviewed the system performance measures submitted to HUD. The data references the federal fiscal year. We did well with number of homeless persons, persons housing and retention of permanent housing, and length of stay in shelter combined with transitional housing. We lost ground on length of stay in emergency shelter (not combined with transitional housing), a very slight loss in retention of PSH projects, and returns to homelessness from permanent housing (all types). We maintained in income and first time homelessness.

II. Hospital Discharge

The Shelter Committee and Advent Health hosted our first hospital discharge symposium. The did a great of increased understanding between the two systems and began laying the groundwork for some system wide practices on discharge planning.

III. NOFA

The group agreed to un-couple the sub-recipient competition for bundled applications from the HUD local application process. The sub-recipient competition will happen at a different time

Therefore – renewal applicants will include:

Orange Co S+C

Osceola Co S+C

Seminole Co S+C

Covenant House; ROPAL and CMO

Embrace Families; Beacon on Light

Grand Avenue; Homes for New Beginnings

HSN: Rental Assistance & Services, Operating & Services, Leasing, RR1, RR2, CES and HMIS



Sub-recipient competition for Rental Assistance & Services, Operating and Services, RR1 and RR2 will occur at a later time, prior to beginning of the associated HUD contracts.












.

Handouts

1. Summary of System Performance Measures Data
2. Proposed Projects for HUD NOFA Submission 2019

Summary of SPM Data

 Moving in the **right** direction
 Moving in the **wrong** direction

System Performance Measure	2016 Submission	2017 Submission	2018 To be Submitted	
Number of Homeless Persons (Metric 3.2)				
Annual Count	6591	6113	6035	
Point in Time Count	1670	2074	2053	
Length of Stay (Metric 1)				
Average (days)				
Emergency Shelter	64	74	77	
Emergency Shelter & Transitional Housing	110	110	99	
Persons Housed and Retention of Permanent Housing (Metric 7)				
Persons Housed				
Street Outreach	26%	26%	33%	
ES,TH,RRH	49%	35%	43%	
Retention PH				
PH	92%	96%	94%	
Returns to Homelessness (Metric 2)				
Total Returns from PH	21%	19%	23%	
Growth in Income (Metric 4)				
Increase in Employment Income	17%	12%	12%	
Increase in Non Employment Income	7%	19%	19%	
Persons First Time Homeless (within last 2 years) % (Metric 5)				
	91%	73%	73%	

Proposed Projects for Federal Submission

Project Ranking	Type	Project	Agency	PSH
PROJECTS IN TIERS 1 & 2				
1	Renewal	Operating & Services	<i>Bundled Project</i>	
		Safe Haven PSH	GAECDC	PSH
		WDC PSH	Wayne Densch Center	
			HSN	
		<i>totals</i>		
2	Renewal	Homes for New Beginnings	GAECDC	PSH
			HSN	
		<i>totals</i>		
3	Renewal	Beacon of Light	Community Initiatives	PSH
			HSN	
		<i>totals</i>		
4	Renewal	Seminole S+C	Seminole County	PSH
5	Renewal	Orange Co S+C	Orange County	PSH
6	Renewal	Rental Assistance & Services	<i>Bundled Project</i>	
		Pathlight	GAECDC	PSH
			IDignity	
			HCCH	
			Aspire	
			HSN	
		<i>totals</i>		
7	Renewal	Leasing	HSN	PSH
8	Renewal	Osceola S+C 1	Osceola County	PSH
9	Renewal	Osceola S+C 2	Osceola County	PSH
10	Renewal	Coordinated Entry System 1	HSN	CES
11	Renewal	Coordinated Entry System 2	HSN	CES
12	Renewal	HMIS 1	HSN	HMIS
13	Renewal	HMIS 3	HSN	HMIS
14	Renewal	Rapid Rehousing 1	<i>Bundled Project</i> Zebra Coalition Seminole County Community Initiatives HSN	RRH

Proposed Projects for Federal Submission

<i>totals</i>				
15	Renewal	ROPAL Transitional Housing	Covenant House	TH - Youth
			HSN	
<i>totals</i>				
<i>totals</i>				
16	Renewal	Case Management and Outreach - Supportive Services	Covenant House	SSO- Youth
			HSN	
<i>totals</i>				
<i>totals</i>				
17	Renewal	Rapid Rehousing 2	<i>Bundled Project</i>	RRH
			Community Initiatives	
			Coalition for the Homeless	
			Salvation Army	
			Community Hope Center	
			HSN	
<i>totals</i>				
TIER 1 & 2 PROJECTS - TOTAL TO BE SUBMITTED				