

# Central Florida Commission on Homelessness

December 17<sup>th</sup>, 2019

# Welcome!

If you haven't signed in, please  
make sure to do so!

# Agenda

CES

HMIS

Guest Speaker

Lived Experience Council

Point-in-Time Count

Training Calendar

# Coordinated Entry System Check-In

Danika Hansen - CES PSH Operations Supervisor

# Ending Homelessness


Do you think we can end homelessness in our community?

- Why or why not?
- What would it take?
- Where do we start?




# Functional Zero

Functional Zero is reached when, at any point, the number of people (Vets, Chronic, Families) experiencing sheltered & unsheltered homelessness is less than the monthly housing placement rate for that population.



Chronically  
Homeless persons



Chronically Homeless  
placed

# We can do it!

- Coordinated work between key agencies, government, PHAs
- Data. Good Data. Transparent Data.
  - Accurate By-Name Lists
  - Data informs on trends, needs and wins
- Strategies informed by Data
  - Moving On model to increase space for new tenants
  - Get creative with already available resources (PHAs and Medicaid funded supports)
  - Advocate for new resources to fill known gaps
- Shift our expectations... and believe we can do it!



# Talk data to me

## SUPPORTIVE HOUSING OPPORTUNITIES PLANNER (SHOP): USING SUPPORTIVE HOUSING TO END CHRONIC HOMELESSNESS

Click Cell Below for Drop-down List

CoC or State Name:

Reset



United States Interagency Council on Homelessness

INPUTS			IMPACTS					
				2019	2020	2021		
A	410	= Individuals experiencing chronic homelessness (Default: Nationally available 2017 Point-In-Time Count data. Or enter most accurate data for beginning of 2018.) From 2018 PIT	1	Number of individuals experiencing chronic homelessness at beginning of year	410	368	221	
B	30%	= Annualization factor (based upon projections for inflow and undercount)	2	Number newly entering or not counted in Point-in-Time count or other data used	123	110	66	
C	650	= Total inventory of supportive housing units for households without children (Default: Nationally available 2017 Housing Inventory Count [HIC] data. Or enter most accurate data for beginning of 2018.) From 2018 HIC	3	<b>Projected annual need</b>	<b>533</b>	<b>478</b>	<b>287</b>	
D	20%	= % of supportive housing units that turnover annually (Default: 15%. Adjust based on local data, as needed.)			%	#	#	
E	100%	= % of supportive housing dedicated to chronic homelessness (Default: Nationally-available 2017 HIC data. Or enter most accurate data for beginning of 2018.) 1203 / 1352 = 89%	4	Total available supportive housing inventory for households without children	650	685	805	
F	100%	= % of non-dedicated supportive housing prioritizing people experiencing chronic homelessness All non-dedicated PSH prioritized for chronic homeless clients	5	Supportive housing units dedicated to chronic homelessness	100%	650	685	770
G	35	= Newly created supportive housing units to become available in 2019	6	Annual turnover of dedicated supportive housing units	20%	130	137	154
H	120	= Newly created supportive housing units to become available in 2020	7	Total non-dedicated supportive housing for households without children	0	0	35	
I	126	= Newly created supportive housing units to become available in 2021	8	Annual number of non-dedicated supportive housing units that will turn	20%	0	0	7
			9	Non-dedicated supportive housing turnover units prioritized for chronic homelessness	100%	0	0	7
			10	Chronically homeless individuals housed through dedicated turnover supportive hou	130	137	154	
			11	Chronically homeless individuals housed through prioritized turnover supportive hou	0	0	7	
			12	Chronically homeless individuals housed through newly created supportive housing	35	120	126	
			13	<b>Total number of individuals experiencing chronic homelessness housed</b>	<b>165</b>	<b>257</b>	<b>287</b>	
			14	<b>Number of individuals experiencing chronic homelessness at year-end</b>	<b>368</b>	<b>221</b>	<b>0</b>	
			15	Percent change since end of 2019		-40%	-100%	



# HMIS Update

Tino Paz

# HMIS Focus

New CFCH FL-507 Medicaid Insurance Company History Required Field

# Available from the [Client Profile] tab in ServicePoint


**Client - (90057) ZZ-Doe, ZZ-John**

(90057) ZZ-Doe, ZZ-John


Release of Information: **None** -Switch to Another Household Member-

**Client Information** Service Transactions

Summary **Client Profile** Households ROI Entry / Exit Case Managers Case Plans M

 **Client Record** Issue ID

Name	ZZ-Doe, ZZ-John
Name Data Quality	Full Name Reported
Alias	The man
Social Security	000-10-0001
SSN Data Quality	Approximate or partial SSN reported (HUD)
U.S. Military Veteran?	Yes (HUD)
Age	59

 **Client Demographics**

Date of Birth (UDE)	05/10/1960
Date of Birth Type	Full DOB Reported (HUD)

Scrolling down the [Client Profile] tab you will find the new Medicaid Insurance

**Emergency Contacts**

Contact Name	Relationship to Client	Phone Number 1	Phone Number 2
<input type="button" value="Add"/>			

*If you have multiple family members with plans, please complete this question on their HMIS profile.*

**Medicaid Insurance Company History**





Start Date *	Medicaid Insurance Company	End Date
<input type="button" value="Add"/>		

Click the [Add] button.

Select the appropriate Medicaid Insurance Company and save.

**Add Recordset - (90057) ZZ-Doe, ZZ-John**



**Medicaid Insurance Company History**

Start Date *	12 / 16 / 2019	   G
Medicaid Insurance Company	-Select-	G
End Date	-Select-	 G

**Medicaid Insurance Company History**


Start Date *	Medicaid Insurance Company	End Date
<input type="text"/>	<input type="text"/>	<input type="text"/>






**Client Notes**

Provider	Note Date	Note Preview
  Homeless Services Network	12/13/2019	fdlkf;lsdkf;sadlkfd;l

# It will also be inside of Entry/Exit Assessments right after the Health Insurance Question


Covered by Health Insurance \*  G

 **Health Insurance (MUST BE VALIDATED)** HUD Verification

	Start Date *	Health Insurance Type	Covered?	End Date
	07/08/2019	Other	No	
	07/08/2019	Indian Health Services Program	No	
	07/08/2019	State Health Insurance for Adults	No	
	07/08/2019	Private Pay Health Insurance	No	
	07/08/2019	Employer - Provided Health Insurance	No	

Add Showing 1-5 of 30 First Previous Next Last

*If you have multiple family members with plans, please complete this question on their HMIS profile.*

 **Medicaid Insurance Company History**

Start Date *	Medicaid Insurance Company	End Date
--------------	----------------------------	----------

Add

**Send Questions through the HMIS Support  
button at:**

<http://www.hmiscfl.org>



**Or by email at:** [hmis@hsncfl.org](mailto:hmis@hsncfl.org)

Guest Speaker



# Lived Experience Council

Rashad Haynes

# Point-in-Time Count

- ▶ A reminder that the 2020 Point-in-Time count is on **January 22<sup>nd</sup>**!
- ▶ If you're interested in volunteering, sign up on our Eventbrite pages!
  - ▶ Orange County- [bit.ly/OrangePIT](https://bit.ly/OrangePIT)
  - ▶ Osceola County- [bit.ly/OsceolaPIT](https://bit.ly/OsceolaPIT)
  - ▶ Seminole County- [bit.ly/SeminolePIT](https://bit.ly/SeminolePIT)
- ▶ Join us at our next PiT Steering Committee
  - ▶ Thursday, Jan. 19<sup>th</sup>, 10am-11am

# Training Calendar

- ▶ HMIS New User Training
  - ▶ Jan. 7<sup>th</sup>, 2020
  - ▶ 8:45am-3:30pm @ HSN
- ▶ Motivational Interviewing
  - ▶ Jan. 16<sup>th</sup>
  - ▶ 9am-4pm @ First Baptist Orlando
- ▶ HMIS New User Training
  - ▶ Jan. 21<sup>st</sup>
  - ▶ 8:45am-3:30pm @ HSN
- ▶ Conversations in Inclusiveness
  - ▶ Feb. 13<sup>th</sup>
  - ▶ 9am-12pm
  - ▶ Location: To be decided